




JDENTAL CARE

*just smile*

# JD EVOLUTION

*The implant system designed for all your needs*



hexagonal connection



Made in Italy

# JD EVOLUTION

## SIMPLE INSERTION, NATURAL STABILITY


### features

Anatomic coronal collar

Expanding tapered inner body

Self-cutting capacity in both directions

Apical cutting blades



### advantages

Reduces stress concentration on the crestal bone and maximizes bone volume around the implant neck for stable hard and soft tissue.

Favours gradual condensation of bone and guarantees high primary stability also in compromised bone situations

Makes it possible to achieve high primary stability with low torque

They allow the implant to engage small osteotomies

## SINGLE PROSTHETIC CONNECTION

### features

- Single prosthetic connection for all diameters
- Dual system conical connection internal hexagonal
- Built-in platform switching
- Complete selection of temporary and final abutments for various heights and emergence profiles



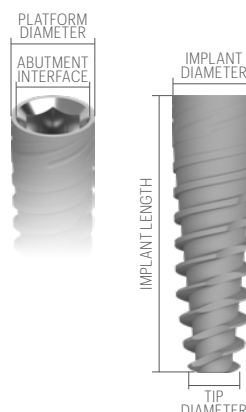
### advantages

- Simplicity of clinical processes
- Reduces inventory and enhanced working flexibility
- Excellent connection stability
- Sealed connection: thanks to the connection design, there are no detectable microgaps at the implant-abutment in the area of the hexagonal connection
- High mechanical strength
- Greater hard and soft tissue stability

## PRODUCT SPECIFICATIONS

The JDEvolution dental implants are available in the diameters and lengths shown in the following table:





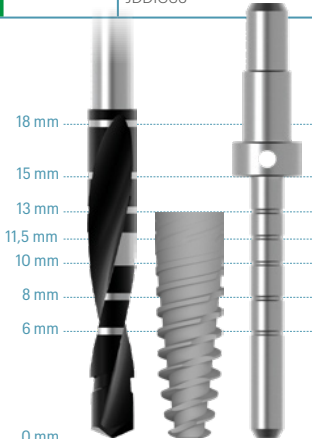
IMPLANT DIAMETER	LENGTH	TIP DIAMETER	PLATFORM DIAMETER	ABUTMENT INTERFACE
Ø 3.7	8	2.8	3.7	3.4
	10, 11.5, 13, 15, 18	2.4		
Ø 4.3	6	3.82	4.0	3.4
	8	3.55		
Ø 5.0	10, 11.5, 13, 15, 18	2.8	4.8	3.4
	6	3.85		
Ø 6.0	6	4.4	5.0	3.4
	8	4.1		
	10, 11.5, 13, 15	4		



Note: all measurements in mm

# DRILLING PROTOCOLS

It is recommended to adhere to the indications of the following drilling sequence to ensure optimal primary stability of the implants

IMPLANT DIAMETER	HEALED BONE		POST EXTRACTIVE BONE		
	SOFT BONE	MEDIUM-DENSE BONE	SOFT BONE	MEDIUM-DENSE BONE	
<b>site preparation in maxilla</b>					
<b>Ø 3,7</b>	2,0 2,4 2,8 up to the 1 <sup>st</sup> laser mark L6mm	2,0 2,4 2,8 3,2 up to the 1 <sup>st</sup> laser mark L6mm	2,0 2,4 2,8 at the entrance	2,0 2,4 2,8 at the entrance	  <p>Short Implant L 6mm JDEvolution Plus insertion in maxilla</p>
<b>Ø 4,0</b>	2,0 2,4 2,8 up to the 1 <sup>st</sup> laser mark L6mm	2,0 2,4 2,8 3,2 up to the 1 <sup>st</sup> laser mark L6mm	2,0 2,4 2,8 at the entrance	2,0 2,4 2,8 at the entrance	
<b>Ø 4,3</b>	2,0 2,4 2,8 3,2 at the entrance	2,0 2,4 2,8 3,2 up to the 1 <sup>st</sup> laser mark L6-8mm 3,6 at the entrance	2,0 2,4 2,8 3,2 at the entrance	2,0 2,4 2,8 3,2 at the entrance	<p><b>short Ø 4,3 L 6</b></p> <ul style="list-style-type: none"> <li>- Start the osteotomy with standard twist drill Ø 2,0mm and Ø 2,4mm</li> <li>- Complete with the Ø 4mm L 6mm drill code JDDICS4</li> </ul>
<b>Ø 5,0</b>	2,0 2,4 2,8 3,2 3,6 up to the 1 <sup>st</sup> laser mark L 6mm	2,0 2,4 2,8 3,2 3,6 up to the 1 <sup>st</sup> laser mark L 6mm 4,0 at the entrance	2,0 2,4 2,8 3,2 3,6 at the entrance up to the 1 <sup>st</sup> laser mark L 6mm	2,0 2,4 2,8 3,2 3,6 at the entrance up to the 1 <sup>st</sup> laser mark L 6mm	<p><b>short Ø 5,0 L 6</b></p> <ul style="list-style-type: none"> <li>- Start the osteotomy with standard twist drill Ø 2,0mm and Ø 2,4mm</li> <li>- Complete with the Ø 4mm L 6mm drill code JDDICS4D</li> </ul>
<b>Ø 6,0</b>	2,0 2,4 2,8 3,2 3,6	2,0 2,4 2,8 3,2 3,6 4,0 4,4 4,8 up to the 1 <sup>st</sup> laser mark L 6mm	2,0 2,4 2,8 3,2 3,6 4,0	2,0 2,4 2,8 3,2 3,6 4,0	  <p>Short Implant L 6mm JDEvolution Plus insertion in mandible</p>
<b>site preparation in mandible</b>					
<b>Ø 3,7</b>	2,0 2,4 2,8 3,2 up to the 2 <sup>nd</sup> laser mark L 8mm 3,6 up to the 1 <sup>st</sup> laser mark L 6mm	2,0 2,4 2,8 3,2 3,6 up to the 1 <sup>st</sup> laser mark L 6mm	2,0 2,4 2,8 3,2 at the entrance	2,0 2,4 2,8 3,2 at the entrance	<p><b>short Ø 4,3 L 6</b></p> <ul style="list-style-type: none"> <li>- Start the osteotomy with standard twist drill Ø 2,0mm, Ø 2,4mm and Ø 2,8mm.</li> <li>- Complete with the Ø 4mm L 6mm drill code JDDICS4D</li> </ul>
<b>Ø 4,0</b>	2,0 2,4 2,8 3,2 up to the 2 <sup>nd</sup> laser mark L 8mm 3,6 up to the 1 <sup>st</sup> laser mark L 6mm 4,0 up to the 1 <sup>st</sup> laser mark L 6mm	2,0 2,4 2,8 3,2 3,6 up to the 1 <sup>st</sup> laser mark L 6mm 4,0 up to the 1 <sup>st</sup> laser mark L 6mm	2,0 2,4 2,8 3,2 up to the 1 <sup>st</sup> laser mark L 6mm 3,6 up to the 1 <sup>st</sup> laser mark L 6mm	2,0 2,4 2,8 3,2 up to the 1 <sup>st</sup> laser mark L 6mm 3,6 up to the 1 <sup>st</sup> laser mark L 6mm	
<b>Ø 4,3</b>	2,0 2,4 2,8 3,2 3,6 up to the 2 <sup>nd</sup> laser mark L 8mm 4,0 up to the 2 <sup>nd</sup> laser mark L 8mm	2,0 2,4 2,8 3,2 3,6 4,0 up to the 2 <sup>nd</sup> laser mark L8mm 4,4 up to the 1 <sup>st</sup> laser mark L 6mm	2,0 2,4 2,8 3,2 3,6 at the entrance	2,0 2,4 2,8 3,2 3,6 at the entrance	<p><b>short Ø 5,0 L 6</b></p> <ul style="list-style-type: none"> <li>- Start the osteotomy with standard twist drill Ø 2,0mm, Ø 2,4mm and Ø 2,8mm.</li> <li>- Complete with the Ø 5mm L 6mm drill code JDDICS5</li> </ul>
<b>Ø 5,0</b>	2,0 2,4 2,8 3,2 3,6 4,0 4,4 up to the 2 <sup>nd</sup> laser mark L 8mm 4,8 at the entrance	2,0 2,4 2,8 3,2 3,6 4,0 4,4 4,8 at the entrance	2,0 2,4 2,8 3,2 3,6 4,0 at the entrance	2,0 2,4 2,8 3,2 3,6 4,0 at the entrance	
<b>Ø 6,0</b>	2,0 2,4 2,8 3,2 3,6 4,0 4,4 4,8 up to the 1 <sup>st</sup> laser mark L 6mm 5,4 up to the 1 <sup>st</sup> laser mark L 6mm	2,0 2,4 2,8 3,2 3,6 4,0 4,4 4,8 up to the 2 <sup>nd</sup> laser mark L 8mm 5,4 up to the 2 <sup>nd</sup> laser mark L 8mm	2,0 2,4 2,8 3,2 3,6 4,0 4,4	2,0 2,4 2,8 3,2 3,6 4,0 4,4	

Note: All measurements in mm

# PRODUCT CATALOGUE

## Implants:

### Ø 3,7

EV37080	JDEvolution Ø 3.7 L 8
EV37100	JDEvolution Ø 3.7 L 10
EV37115	JDEvolution Ø 3.7 L 11.5
EV37130	JDEvolution Ø 3.7 L 13
EV37150	JDEvolution Ø 3.7 L 15
EV37180	JDEvolution Ø 3.7 L 18

### Ø 4,3



EV43060	JDEvolution Ø 4.3 L 6
EV43080	JDEvolution Ø 4.3 L 8
EV43100	JDEvolution Ø 4.3 L 10
EV43115	JDEvolution Ø 4.3 L 11.5
EV43130	JDEvolution Ø 4.3 L 13
EV43150	JDEvolution Ø 4.3 L 15
EV43180	JDEvolution Ø 4.3 L 18

### Ø 5,0

EV50060	JDEvolution Ø 5.0 L 6
EV50080	JDEvolution Ø 5.0 L 8
EV50100	JDEvolution Ø 5.0 L 10
EV50115	JDEvolution Ø 5.0 L 11.5
EV50130	JDEvolution Ø 5.0 L 13
EV50150	JDEvolution Ø 5.0 L 15

### Ø 6,0

EV60060	JDEvolution Ø 6.0 L 6
EV60080	JDEvolution Ø 6.0 L 8
EV60100	JDEvolution Ø 6.0 L 10
EV60115	JDEvolution Ø 6.0 L 11.5
EV60130	JDEvolution Ø 6.0 L 13
EV60150	JDEvolution Ø 6.0 L 15



## Implants SLA Surface Treatment:

### Ø 3,7

EV37080.	JDEvolution Ø 3.7 L 8 SLA
EV37100.	JDEvolution Ø 3.7 L 10 SLA
EV37115.	JDEvolution Ø 3.7 L 11.5 SLA
EV37130.	JDEvolution Ø 3.7 L 13 SLA
EV37150.	JDEvolution Ø 3.7 L 15 SLA
EV37180.	JDEvolution Ø 3.7 L 18 SLA

### Ø 4,3



EV43060.	JDEvolution Ø 4.3 L 6 SLA
EV43080.	JDEvolution Ø 4.3 L 8 SLA
EV43100.	JDEvolution Ø 4.3 L 10 SLA
EV43115.	JDEvolution Ø 4.3 L 11.5 SLA
EV43130.	JDEvolution Ø 4.3 L 13 SLA
EV43150.	JDEvolution Ø 4.3 L 15 SLA
EV43180.	JDEvolution Ø 4.3 L 18 SLA

### Ø 5,0

EV50060.	JDEvolution Ø 5.0 L 6 SLA
EV50080.	JDEvolution Ø 5.0 L 8 SLA
EV50100.	JDEvolution Ø 5.0 L 10 SLA
EV50115.	JDEvolution Ø 5.0 L 11.5 SLA
EV50130.	JDEvolution Ø 5.0 L 13 SLA
EV50150.	JDEvolution Ø 5.0 L 15 SLA

### Ø 6,0

EV60060.	JDEvolution Ø 6.0 L 6 SLA
EV60080.	JDEvolution Ø 6.0 L 8 SLA
EV60100.	JDEvolution Ø 6.0 L 10 SLA
EV60115.	JDEvolution Ø 6.0 L 11.5 SLA
EV60130.	JDEvolution Ø 6.0 L 13 SLA
EV60150.	JDEvolution Ø 6.0 L 15 SLA



## Cover Screw:

EVCS	Cover Screw JDEvolution
EVCS6	Cover Screw Ø 6.0 JDEvolution



## Healing Abutment:

EVHA43	Healing Abutment Ø 4.0 H 3.0 JDEvolution
EVHA45	Healing Abutment Ø 4.0 H 5.0 JDEvolution
EVHA47	Healing Abutment Ø 4.0 H 7.0 JDEvolution
EVHA53	Healing Abutment Ø 5.0 H 3.0 JDEvolution
EVHA55	Healing Abutment Ø 5.0 H 5.0 JDEvolution
EVHA57	Healing Abutment Ø 5.0 H 7.0 JDEvolution
EVHA59	Healing Abutment Ø 5.0 H 9.0 JDEvolution
EVHA63	Healing Abutment Ø 6.0 H 3.0 JDEvolution
EVHA65	Healing Abutment Ø 6.0 H 5.0 JDEvolution
EVHA67	Healing Abutment Ø 6.0 H 7.0 JDEvolution
EVHA753	Healing Abutment Ø 7.5 H 3.0 JDEvolution
EVHA755	Healing Abutment Ø 7.5 H 5.0 JDEvolution
EVHA757	Healing Abutment Ø 7.5 H 7.0 JDEvolution



## Healing Abutment Bicomponent:

EVHB53	Healing Abutment Bicomponent Ø 5.0 H 3.0 JDEvolution
EVHB55	Healing Abutment Bicomponent Ø 5.0 H 5.0 JDEvolution
EVHB57	Healing Abutment Bicomponent Ø 5.0 H 7.0 JDEvolution
EVHB63	Healing Abutment Bicomponent Ø 6.0 H 3.0 JDEvolution
EVHB65	Healing Abutment Bicomponent Ø 6.0 H 5.0 JDEvolution
EVHB67	Healing Abutment Bicomponent Ø 6.0 H 7.0 JDEvolution



## Immediate Temporary Abutment:


EVIT15C	Immediate Temporary Abutment JDEvolution
EVITC	Immediate Temporary Abutment Healing Cap



## Impression Coping:

### OPEN TRAY

EVICOT4C	Impression Coping Open Tray Ø 4.0 JDEvolution
EVICOT5C	Impression Coping Open Tray Ø 5.0 JDEvolution
EVICOT6C	Impression Coping Open Tray Ø 6.0 JDEvolution
EVICOT75C	Impression Coping Open Tray Ø 7.5 JDEvolution
EVICOTNEC	Impression Coping Open Tray Non Engaging JDEvolution
EVICOTNES	Impression Coping Open Tray Screw JDEvolution



### CLOSED TRAY

EVICCT4C	Impression Coping Closed Tray Ø 4.0 JDEvolution
EVICCT5C	Impression Coping Closed Tray Ø 5.0 JDEvolution
EVICCT6C	Impression Coping Closed Tray Ø 6.0 JDEvolution
EVICCTS	Impression Coping Closed Tray Screw JDEvolution



## Rapid Abutment:

EVRA15C	Rapid Abutment H 1.5 JDEvolution
EVRA30C	Rapid Abutment H 3.0 JDEvolution
EVRA15D	Rapid Abutment w/o Healing Cap and Coping H 1.5 JDEvolution
EVRA30D	Rapid Abutment w/o Healing Cap and Coping H 3.0 JDEvolution
EVRAHC	Rapid Abutment Healing Cap
EVRAIC	Rapid Abutment Impression Coping
EVRAAR	Rapid Abutment Replica

Torque recommended 30 Ncm



Torque recommended 30 Ncm



## Temporary Abutment:

EVTAE C	Temporary Abutment Engaging JDEvolution
EVTANE C	Temporary Abutment Non Engaging JDEvolution
EVTAEPC	Temporary Abutment Engaging Peek JDEvolution

Torque recommended 30 Ncm



## Straight Abutment:

EVNSA4520C	Straight Abutment Ø 4.5 H 2.0 JDEvolution
EVNSA4540C	Straight Abutment Ø 4.5 H 4.0 JDEvolution
EVNSA5020C	Straight Abutment Ø 5.0 H 2.0 JDEvolution
EVNSA5040C	Straight Abutment Ø 5.0 H 4.0 JDEvolution
EVNSA6020C	Straight Abutment Ø 6.0 H 2.0 JDEvolution
EVNSA6040C	Straight Abutment Ø 6.0 H 4.0 JDEvolution

Torque recommended 30 Ncm



## GP Abutment:

EVGPA40EC	GP Abutment Ø 4.0 Engaging JDEvolution
EVGPA40NEC	GP Abutment Ø 4.0 Non Engaging JDEvolution
EVGPAEC	GP Abutment Ø 5.0 Engaging JDEvolution
EVGPA50NEC	GP Abutment Ø 5.0 Non Engaging JDEvolution
EVGPA60EC	GP Abutment Ø 6.0 Engaging JDEvolution


Torque recommended 30 Ncm



## Anatomic Abutment:

EVEA15	Anatomic Abutment H 1.5 JDEvolution
EVEA30	Anatomic Abutment H 3.0 JDEvolution
EV15A15N	15° Angulated Anatomic Abutment Ø 4.5 H 1.5 JDEvolution
EV15A30N	15° Angulated Anatomic Abutment Ø 4.5 H 3.0 JDEvolution
EV15A15	15° Angulated Anatomic Abutment Ø 5.5 H 1.5 JDEvolution
EV15A30	15° Angulated Anatomic Abutment Ø 5.5 H 3.0 JDEvolution
EV25A15	25° Angulated Anatomic Abutment Ø 5.5 H 1.5 JDEvolution
EV25A30	25° Angulated Anatomic Abutment Ø 5.5 H 3.0 JDEvolution

Torque recommended 30 Ncm




Torque recommended 30 Ncm

## Wax-Up Abutment:

EVWAE	Wax-Up Abutment Engaging JDEvolution
EVWANEC	Wax-Up Abutment Non Engaging JDEvolution


Torque recommended 30 Ncm



## Cobalt-Chrome Abutment:

EVCCEC	Cobalt-Chrome Abutment Engaging JDEvolution
EVCNCEC	Cobalt-Chrome Abutment Non Engaging JDEvolution
EVCACCNEC	Cobalt-Chrome Conical Abutment Non Engaging JDEvolution

Torque recommended 30 Ncm



15 Ncm

## Gold Abutment:

EVGAEC	Gold Abutment Engaging JDEvolution
EVGANEC	Gold Abutment Non Engaging JDEvolution

Torque recommended 30 Ncm



## Prosthetic Screw:

EVS	Prosthetic Screw JDEvolution
EVSA	Prosthetic Screw Angulated JDEvolution

Torque recommended 30 Ncm



## Conical Abutment:

EVNCA10C	Straight Conical Abutment H 1.0 JDEvolution
EVNCA15C	Straight Conical Abutment H 1.5 JDEvolution
EVNCA20C	Straight Conical Abutment H 2.0 JDEvolution
EVNCA30C	Straight Conical Abutment H 3.0 JDEvolution
EVNCA40C	Straight Conical Abutment H 4.0 JDEvolution
EVNCA15TSC	Conical Abutment Tissue Straight H 1.5 JDEvolution
EVNCA30TSC	Conical Abutment Tissue Straight H 3.0 JDEvolution
EVNCA40TSC	Conical Abutment Tissue Straight H 4.0 JDEvolution
EVNCA50TSC	Conical Abutment Tissue Straight H 5.0 JDEvolution
EVCA1725C	17° Angulated Conical Abutment H 2.5 JDEvolution
EVCA1735C	17° Angulated Conical Abutment H 3.5 JDEvolution
EVCA3025C	30° Angulated Conical Abutment H 2.5 JDEvolution
EVCA3035C	30° Angulated Conical Abutment H 3.5 JDEvolution
EVCASA	Screw for Angulated Conical Abutment JDEvolution
EVCAPS	Prosthetic Screw Conical Abutment JDEvolution
EVCAPSA	Prosthetic Screw Angulated for Conical Abutment JDEvolution
EVCAICOTEC	Conical Abutment Impression Coping Open Tray Engaging JDEvolution
EVCAICOTC	Conical Abutment Impression Coping Open Tray JDEvolution
EVCAICOTLC	Conical Abutment Impression Coping Open Tray Long JDEvolution
EVCAICOT02	Screw for Conical Abutment Impression Coping Open Tray JDEvolution
EVCAICOT04	Screw for Conical Abutment Impression Coping Open Tray Long JDEvolution
EVCAICCTC	Conical Abutment Impression Coping Closed Tray
EVCAHC	Conical Abutment Healing Cap JDEvolution
EVCAHCL	Conical Abutment Healing Cap H 6.0 JDEvolution
EVCAHC9	Conical Abutment Healing Cap H 9.0 JDEvolution
EVCAHCB	Conical Abutment Healing Cap Peek JDEvolution

Torque recommended 30 Ncm



Torque recommended 30 Ncm



Torque recommended 30 Ncm



Torque recommended 30 Ncm



Torque recommended 15 Ncm



EVCAGPAEC	GP Abutment Engaging for Conical Abutment JDEvolution
EVCAGPANEC	GP Abutment Non Engaging for Conical Abutment JDEvolution
EVCATANEWSC	Temporary Abutment Non Engaging Conical Abutment Smooth for Welding JDEvolution
EVCATANEC	Temporary Abutment Non Engaging Conical Abutment JDEvolution
EVCATANEWC	Temporary Abutment Non Engaging Conical Abutment for Welding JDEvolution
EVCWANEC	Wax-Up Abutment Non Engaging for Conical Abutment
EVCAAR	Conical Abutment Replica

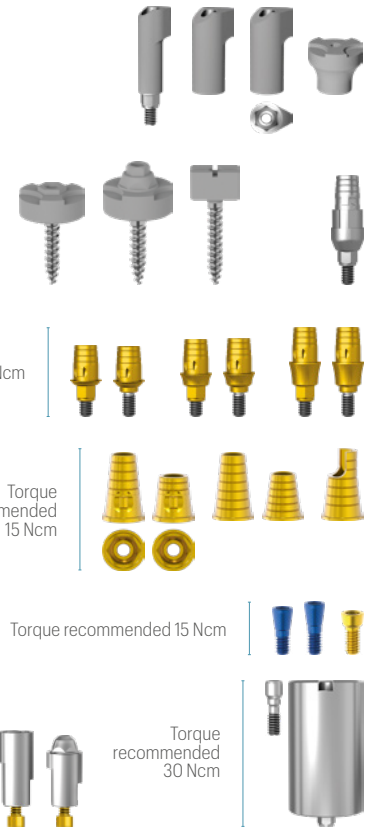


### TiBase, ScanPost, JDScanBody and Implant Replica CAD CAM:

EVSBCCEC	ScanBody Engaging JDEvolution
EVCASBCEC	ScanBody Conical Abutment JDEvolution
EVCASBCEEC	ScanBody Engaging Conical Abutment
EVCASBCECSC:	On Top ScanBody Conical Abutment JDEvolution Plus*
JDSGJOSE	ScanBody Full Arch Tracer Hexagonal
JDSGJOIS	ScanBody Full Arch Tracer
JDSGJOISR	ScanBody Rectangular Full Arch Tracer
EVSCPC	ScanPost JDEvolution
EVTIBC	TiBase Engaging Ø4.25 H 0.5 C 4.7 JDEvolution
EVTIBNEC	TiBase Non Engaging Ø4.25 H 0.5 C 4.7 JDEvolution
EVTIB15C	TiBase engaging Ø4.25 H 1.5 C 4.7 JDEvolution
EVTIB15NEC	TiBase non engaging Ø4.25 H 1.5 C 4.7 JDEvolution
EVTIB30C	TiBase engaging Ø4.25 H 3.0 C 4.7 JDEvolution
EVTIB30NEC	TiBase non engaging Ø4.25 H 3.0 C 4.7 JDEvolution
EVCAITEC	Interface CAD CAM for Conical Abutment Engaging JDEvolution (H 7.5)
EVA139C	TiBase Engaging for Conical Abutment (H 5.0)
EVCAITC	Interface CAD CAM for Conical Abutment Non Engaging JDEvolution (H 7.3)
EVCATIBC	TiBase for Conical Abutment JDEvolution (H 5.0)
EVCAITAC	Interface CAD CAM Non Engaging for Conical Abutment Angulated Channel (H 7.7)
EVS110	Prosthetic Screw Conical Abutment Direct
EVS111	Prosthetic Screw Conical Abutment Direct Long
EVS112	Prosthetic Screw for Angulated Channel Conical Abutment Direct
EVANCN	Implant Replica CAD CAM New JDEvolution
EVCAARC	Conical Abutment Replica CAD CAM New
EVPMNC	Pre-milled Abutment Blank JDEvolution

Torque recommended 30 Ncm

Torque recommended 15 Ncm



\*for screw use jdevolution plus prosthetic screwdriver

### Interface:

70286C	Interface Engaging JDEvolution
70550C	Interface Non Engaging JDEvolution
70287C	Interface Non Engaging for Conical Abutment JDEvolution


Torque recommended 30 Ncm



### Ball Abutment:

EVBA15	Ball Abutment H 1.5 JDEvolution
EVBA30	Ball Abutment H 3.0 JDEvolution
EVBA50	Ball Abutment H 5.0 JDEvolution
EVBAA	Ball Abutment Replica
EVBAHC	Ball Abutment Elastic Retention Cap w/ Container
EVBAN	Ball Abutment Retention Cap

Torque recommended 30 Ncm



### Emi Abutment:

EVEMI15	Emi Abutment H 1.5 JDEvolution
EVEMI30	Emi Abutment H 3.0 JDEvolution
EVEMI50	Emi Abutment H 5.0 JDEvolution
EVEMISCK	Smart cap attachment Emi Abutment
EVEMIHC	Emi Abutment Elastic Retention Cap w/ Container
EVEMIN	Emi Abutment Elastic Retention Cap (1.2 kg)
EVEMIH	Emi Abutment Container
EVEMIIC	Emi Abutment Plastic Impression Coping
EVEMIICS	Emi Abutment Steel Impression Coping
EVEMINT	Emi Abutment White Retention Cap (1.8 kg)
EVEMINY	Emi Abutment Yellow Retention Cap (0.6 kg)
EVEMINP	Emi Abutment Purple Retention Cap (2.5 kg)
EVEMINB	Emi Abutment Retention Cap for Laboratory
EVEMIEIT	Extractor-insertion Tool For Caps
EVEMIA	Emi Abutment Replica

Torque recommended 30 Ncm



## Implant replica:

EVAN Implant Replica JDEvolution



## Bone Mill:

JDBMNC Bone Mill Ø 5.0 and Guide JDEvolution  
 JDBM6NC Bone Mill Ø 6.0 and Guide JDEvolution  
 JDBMGNN Bone Mill Guide JDEvolution



## Implant and Prosthetic Drivers:

EVID Implant Driver JDEvolution  
 EVIDL Implant Driver Long JDEvolution  
 EVSDPF15 Prosthetic Driver for JDTorque L 15  
 EVSDPF20 Prosthetic Driver for JDTorque L 20  
 EVSDPF25 Prosthetic Driver for JDTorque L 25  
 EVSDPF35 Prosthetic Driver for JDTorque L 35  
 EVSDPF60 Prosthetic Driver for JDTorque L 60  
 EVSDCAF Conical Abutment Driver for JDTorque  
 EVSDP20 Prosthetic Driver L 20  
 EVSDP25 Prosthetic Driver L 25  
 EVSDP30 Prosthetic Driver L 30  
 JDPD103 Prosthetic Driver for Surgical Driver  
 EVSDCA Conical Abutment Driver  
 EVSDPF25A Angulated Screw Driver for JDTorque L 25  
 EVSDPF30A Angulated Screw Driver for JDTorque L 30  
 EVSDPF25AV Angulated Screw Driver for Conical Abutment Direct JDTorque L 25  
 EVSDPF30AV Angulated Screw Driver for Conical Abutment Direct JDTorque L 30  
 EVSDP32AV Screw Driver for Conical Abutment Direct EVS112 (Straight Channel)  
 EVSUD Surgical Driver JDEvolution  
 JDG JDGuide  
 EVAMT Conical Abutment Aligning Instrument JDEvolution  
 EVGMC Implant Mounter for JDEvolution



## Direction indicators:

JDDI Direction Indicator  
 JDDIS Direction Indicator Short  
 JDDI17 Direction Indicator 17°  
 JDDI30 Direction Indicator 30°  
 JDDI45 Direction Indicator 45°

